

SMSU Liberal Arts and Sciences Program Data

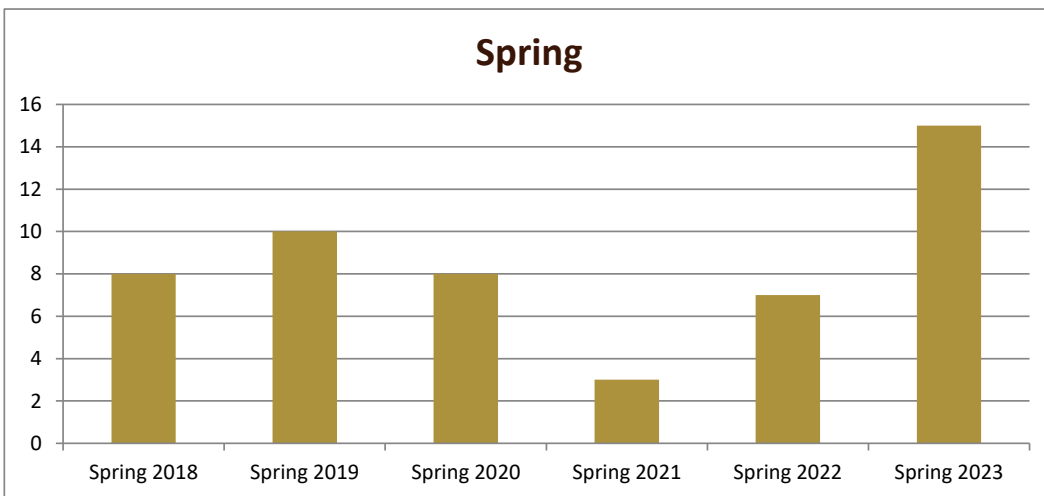
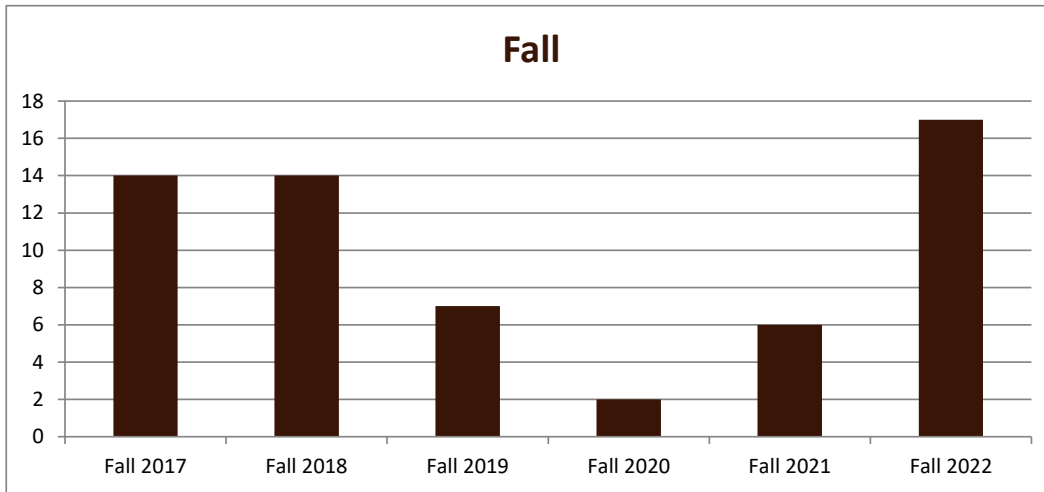
Majors Enrolled

Academic Years 2017-18 to 2022-23

Using Fall Semester data (Fall 2017 to Fall 2022) for Term specific measures



Enrollment by Term						
	2018	2019	2020	2021	2022	2023
Fall	14	14	7	2	6	17
Spring	8	10	8	3	7	15
Summer	2	1	1	2	4	3



SMSU Liberal Arts and Sciences Program Data

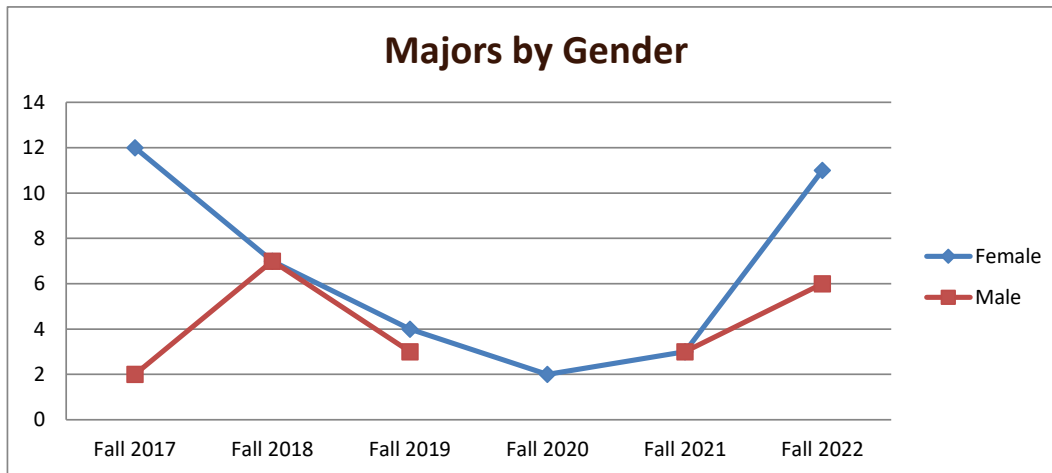
Majors Enrolled

Academic Years 2017-18 to 2022-23

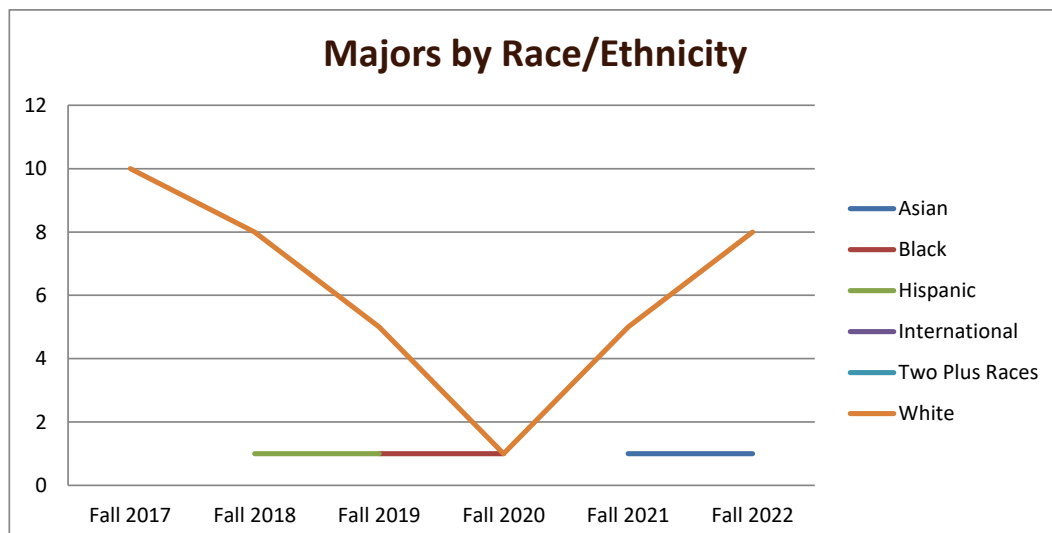
Using Fall Semester data (Fall 2017 to Fall 2022) for Term specific measures



Enrollment by Gender						
	Fall 2017	Fall 2018	Fall 2019	Fall 2020	Fall 2021	Fall 2022
Female	12	7	4	2	3	11
Male	2	7	3		3	6
Grand Total	14	14	7	2	6	17



Enrollment by Race/Ethnicity						
	Fall 2017	Fall 2018	Fall 2019	Fall 2020	Fall 2021	Fall 2022
Asian		1			1	1
Black	3		1	1		5
Hispanic		1	1			1
International	1					
Two Plus Races		4				2
White	10	8	5	1	5	8
Grand Total	14	14	7	2	6	17



SMSU Liberal Arts and Sciences Program Data

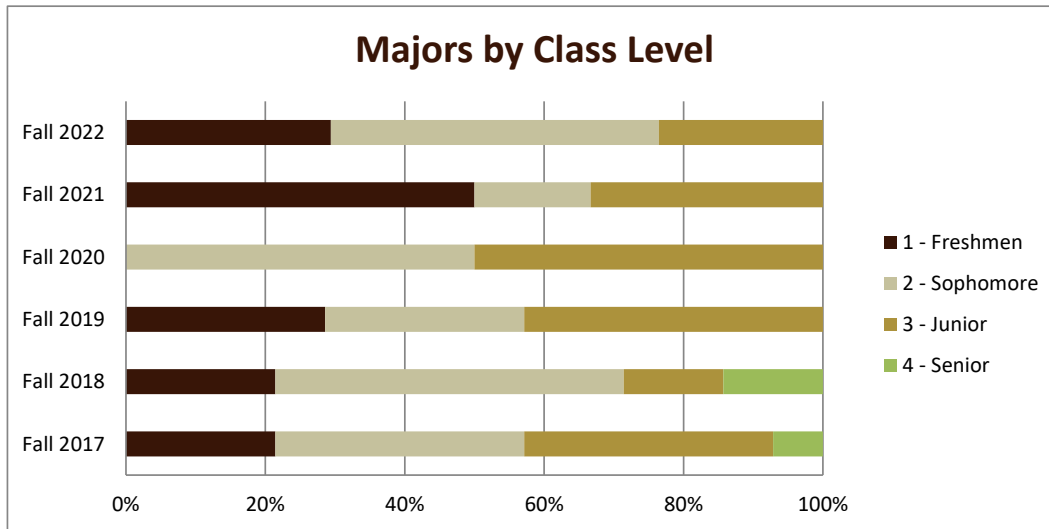
Majors Enrolled

Academic Years 2017-18 to 2022-23

Using Fall Semester data (Fall 2017 to Fall 2022) for Term specific measures



Enrollment by Class						
	Fall 2017	Fall 2018	Fall 2019	Fall 2020	Fall 2021	Fall 2022
1 - Freshmen	3	3	2		3	5
2 - Sophomore	5	7	2	1	1	8
3 - Junior	5	2	3	1	2	4
4 - Senior	1	2				
Grand Total	14	14	7	2	6	17



SMSU Liberal Arts and Sciences Program Data

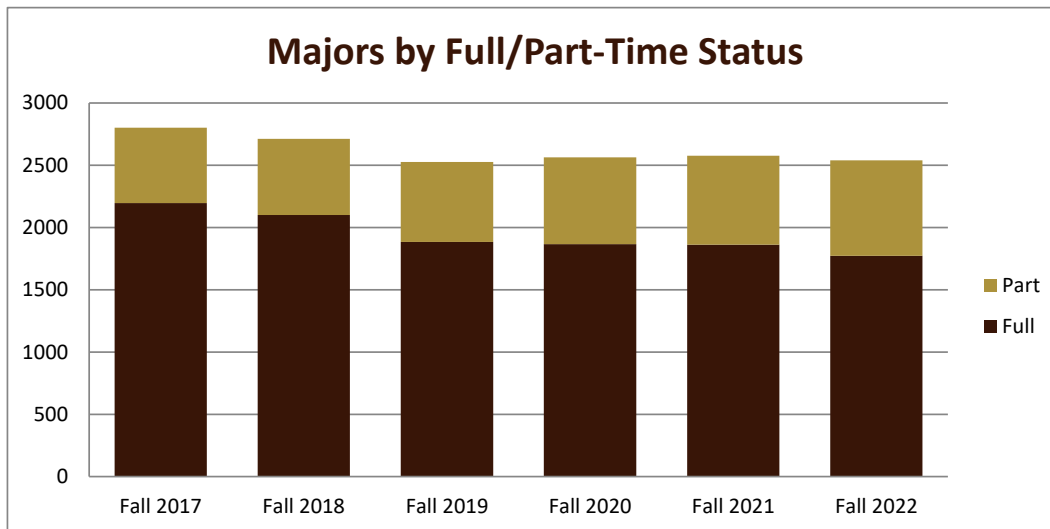
Majors Enrolled

Academic Years 2017-18 to 2022-23

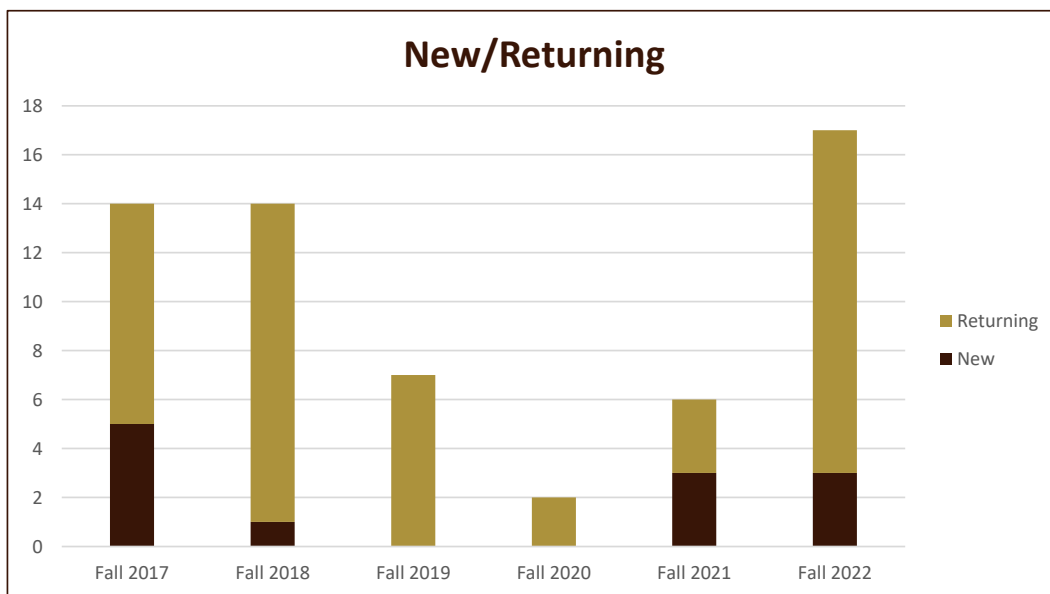
Using Fall Semester data (Fall 2017 to Fall 2022) for Term specific measures



Enrollment by FT/PT						
	Fall 2017	Fall 2018	Fall 2019	Fall 2020	Fall 2021	Fall 2022
Full	11	9	6		3	12
Part	3	5	1	2	3	5
Grand Total	14	14	7	2	6	17



New/Return Headcount						
	Fall 2017	Fall 2018	Fall 2019	Fall 2020	Fall 2021	Fall 2022
New	5	1			3	3
Returning	9	13	7	2	3	14
Grand Total	14	14	7	2	6	17



SMSU Liberal Arts and Sciences Program Data

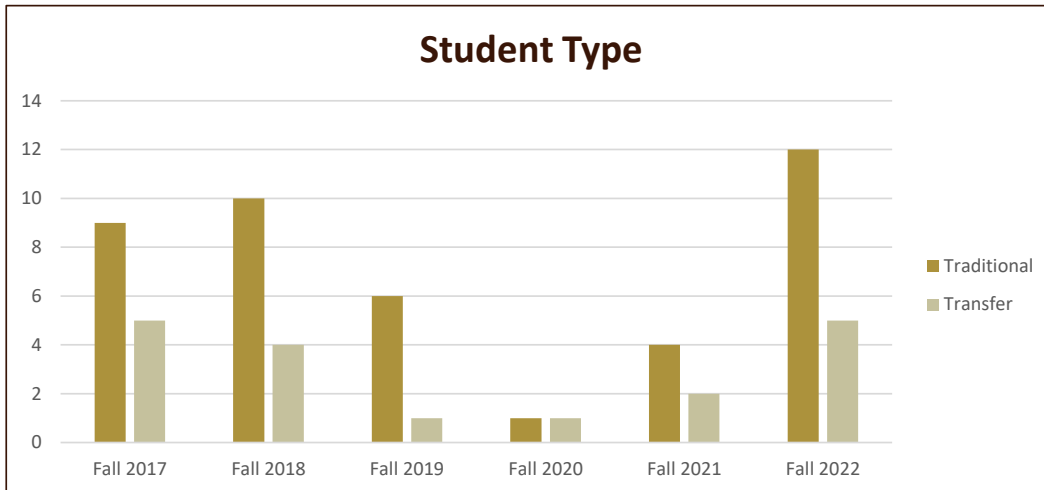
Majors Enrolled



Academic Years 2017-18 to 2022-23

Using Fall Semester data (Fall 2017 to Fall 2022) for Term specific measures

Student Type	Fall 2017	Fall 2018	Fall 2019	Fall 2020	Fall 2021	Fall 2022
Traditional	9	10	6	1	4	12
Transfer	5	4	1	1	2	5
Grand Total	14	14	7	2	6	17



	Fall 2017	Fall 2018	Fall 2021	Fall 2022		
Program ACT Avg.	22.2	22.0	19.5	16.0		
SMSU Avg.	21.1	20.7	21.3	20.3	20.7	19.8

	Fall 2017	Fall 2018	Fall 2021	Fall 2022		
Program H.S. Rank Avg.	62.8	90.0	70.0	64.0		
SMSU Avg.	56.1	54.4	56.7	57.2	60.8	62.3

	Fall 2017	Fall 2021				
Program Avg. GPA	3.23	4.00				
SMSU Avg.	2.68	2.93	3.01	3.02	3.15	3.4

	Fall 2017	Fall 2018	Fall 2021	Fall 2022		
Program Avg. Credits	14.60	18.00	15.00	8.67		
SMSU Avg.	14.85	15.15	14.93	15.13	14.49	15.1